

Glenside Public Library District

Annual Financial Report

June 30, 2023

Glenside Public Library District
June 30, 2023

Contents

Introductory Section

Principal Officials..... i

Financial Section

Independent Auditor’s Report 1

Management’s Discussion and Analysis 4

Basic Financial Statements

 Government-Wide Financial Statements

 Statement of Net Position..... 11

 Statement of Activities 12

 Fund Financial Statements

 Balance Sheet – Governmental Funds..... 13

 Reconciliation of the Balance Sheet of Governmental Funds to the
 Statement of Net Position..... 14

 Statement of Revenues, Expenditures and Changes in Fund Balances –
 Governmental Funds 15

 Reconciliation of the Statement of Revenues, Expenditures and Changes in
 Fund Balances of Governmental Funds to the Statement of Activities..... 16

 Statement of Revenues, Expenditures and Changes in Fund Balance –
 Budget and Actual – General Fund 17

Notes to the Financial Statements 18

Required Supplementary Information

Schedule of Changes in the District’s Net Pension Liability (Asset) and
Related Ratios..... 36

Schedule of District Contributions 38

Combining and Individual Fund Statements and Schedules

Governmental Fund Types

Combining Balance Sheet – Nonmajor Governmental Funds 39

Combining Statement of Revenues, Expenditures and
Changes in Fund Balances – Nonmajor Governmental Funds 40

Glenside Public Library District
June 30, 2023

General Fund
 Schedule of Expenditures – Budget and Actual 41

Other Supplemental Information

 Schedule of Assessed Valuations, Rates and Collections –
 Last Ten Levy Years..... 42
 Schedule of Insurance in Force 44

Introductory Section

Glenside Public Library District

Principal Officials

June 30, 2023

BOARD OF TRUSTEES

Isabelle Baldwin, President

Constance Barreras, Vice President

Christine Maes, Secretary

Altha Milnes, Treasurer

April Hieronymus, Trustee

Jessica Breede, Trustee

Mohammed Mortoja, Trustee

ADMINISTRATION

Tom Bartenfelder, Library Director

Financial Section



1901 S. Meyers Road, Suite 500 / Oakbrook Terrace, IL 60181

P 630.282.9511 / F 630.282.9495

forvis.com

Independent Auditor's Report

Members of the Board of Trustees
Glenside Public Library District
Glendale Heights, Illinois

Opinions

We have audited the financial statements of the governmental activities, each major fund, and the aggregate remaining fund information of Glenside Public Library District, as of and for the year ended June 30, 2023, and the related notes to the financial statements, which collectively comprise the District's basic financial statements as listed in the table of contents.

In our opinion, the accompanying financial statements referred to above present fairly, in all material respects, the respective financial position of the governmental activities, each major fund, and the aggregate remaining fund information of Glenside Public Library District, as of June 30, 2023, and the respective changes in financial position and the respective budgetary comparison for the General Fund for the year then ended in accordance with accounting principles generally accepted in the United States of America.

Basis for Opinions

We conducted our audit in accordance with auditing standards generally accepted in the United States of America (GAAS). Our responsibilities under those standards are further described in the Auditor's Responsibilities for the Audit of the Financial Statements section of our report. We are required to be independent of Glenside Public Library District and to meet our other ethical responsibilities, in accordance with the relevant ethical requirements relating to our audits. We believe that the audit evidence we have obtained is sufficient and appropriate to provide a basis for our audit opinions.

Responsibilities of Management for the Financial Statements

Management is responsible for the preparation and fair presentation of these financial statements in accordance with accounting principles generally accepted in the United States of America, and for the design, implementation, and maintenance of internal control relevant to the preparation and fair presentation of financial statements that are free from material misstatement, whether due to fraud or error.

In preparing the financial statements, management is required to evaluate whether there are conditions or events, considered in the aggregate, that raise substantial doubt about the District's ability to continue as a going concern for 12 months beyond the financial statement date, including any currently known information that may raise substantial doubt shortly thereafter.

Auditor's Responsibilities for the Audit of the Financial Statements

Our objectives are to obtain reasonable assurance about whether the financial statements as a whole are free from material misstatement, whether due to fraud or error, and to issue an auditor's report that includes our opinions. Reasonable assurance is a high level of assurance but is not absolute assurance and therefore is not a guarantee that an audit conducted in accordance with GAAS will always detect a material misstatement when it exists. The risk of not detecting a material misstatement resulting from fraud is higher than for one resulting from error, as fraud may involve collusion, forgery, intentional omissions, misrepresentations, or the override of internal control. Misstatements are considered material if there is a substantial likelihood that, individually or in the aggregate, they would influence the judgment made by a reasonable user based on the financial statements.

In performing an audit in accordance with GAAS, we:

- Exercise professional judgment and maintain professional skepticism throughout the audit.
- Identify and assess the risks of material misstatement of the financial statements, whether due to fraud or error, and design and perform audit procedures responsive to those risks. Such procedures include examining, on a test basis, evidence regarding the amounts and disclosures in the financial statements.
- Obtain an understanding of internal control relevant to the audit in order to design audit procedures that are appropriate in the circumstances, but not for the purpose of expressing an opinion on the effectiveness of District's internal control. Accordingly, no such opinion is expressed.
- Evaluate the appropriateness of accounting policies used and the reasonableness of significant accounting estimates made by management, as well as evaluate the overall presentation of the financial statements.
- Conclude whether, in our judgment, there are conditions or events, considered in the aggregate, that raise substantial doubt about District's ability to continue as a going concern for a reasonable period of time.

We are required to communicate with those charged with governance regarding, among other matters, the planned scope and timing of the audit, significant audit findings, and certain internal control-related matters that we identified during the audit.

Required Supplementary Information

Accounting principles generally accepted in the United States of America require that the management's discussion and analysis and pension information as listed in the table of contents be presented to supplement the basic financial statements. Such information is the responsibility of management and, although not a part of the basic financial statements, is required by the Governmental Accounting Standards Board, who considers it to be an essential part of financial reporting for placing the basic financial statements in an appropriate operational, economic, or historical context. We have applied certain limited procedures to the required supplementary information in accordance with auditing standards generally accepted in the United States of America, which consisted of inquiries of management about the methods of preparing the information and comparing the information for consistency with management's responses to our inquiries, the basic financial statements, and other knowledge we obtained during our audit of the basic financial statements. We do not express an opinion or provide any assurance on the information because the limited procedures do not provide us with sufficient evidence to express an opinion or provide any assurance.

Supplementary Information

Our audit was conducted for the purpose of forming opinions on the financial statements that collectively comprise the District's basic financial statements. The combining and individual fund statements and schedules are presented for purposes of additional analysis and are not a required part of the basic financial statements. Such information is the responsibility of management and was derived from and relates directly to the underlying accounting and other records used to prepare the basic financial statements. The information has been subjected to the auditing procedures applied in the audit of the basic financial statements and certain additional procedures, including comparing and reconciling such information directly to the underlying accounting and other records used to prepare the basic financial statements or to the basic financial statements themselves, and other additional procedures in accordance with auditing standards generally accepted in the United States of America. In our opinion, the combining and individual fund statements and schedules are fairly stated, in all material respects, in relation to the basic financial statements as a whole.

Other Information

Management is responsible for the other information included in the annual financial report. The other information comprises the introductory and other supplemental information sections but does not include the financial statements and our auditor's report thereon. Our opinions on the basic financial statements do not cover the other information, and we do not express an opinion or any form of assurance thereon.

In connection with our audit of the financial statements, our responsibility is to read the other information and consider whether a material inconsistency exists between the other information and the financial statements, or the other information otherwise appears to be materially misstated. If, based on the work performed, we conclude that an uncorrected material misstatement of the other information exists, we are required to describe it in our report.

FORVIS,LLP

Oakbrook Terrace, Illinois
December 6, 2023

GLENSIDE PUBLIC LIBRARY DISTRICT

Management's Discussion and Analysis

As management of the Glenside Public Library District, this narrative overview and analysis is provided of the Library District's financial performance for the fiscal year ended June 30, 2023. We recommend readers consider this information in conjunction with the financial statements as a whole.

This discussion and analysis is designed to: (1) assist the reader in focusing on significant financial issues, (2) provide an overview of the Library District's financial activity, (3) identify changes in the Library District's financial position (its ability to address the next and subsequent year's challenges), (4) identify any material deviations from the financial plan (the approved budget) and (5) identify individual fund issues or concerns.

The major components of the financial statements are the Statement of Net Position and the Statement of Activities. The Statement of Net Position shows the total assets, liabilities and deferred outflows/inflows of resources of the Library District. Assets and deferred outflows that exceed liabilities and deferred inflows would be considered the net worth of the Library District. The Statement of Activities reflects the total operations of the Library District for the past year, shown first net of revenues from taxes, interest and miscellaneous items, and then in total.

Basic Financial Statements

Government-wide and fund financial statements are presented on pages 11 through 17.

The government-wide financial statements are designed to provide readers with a broad overview of the Library District's finances in a manner similar to a private-sector business. They are prepared using the full accrual basis of accounting.

The Statement of Net Position presents information on all the Library District's assets and deferred outflows of resources, less liabilities and deferred inflows of resources with the difference between the two reported as net position. Over time, increases and decreases in net position may serve as a useful indicator of whether the financial position of the Library District is improving or deteriorating.

The Statement of Activities presents information showing how the Library District's net position changed during the current fiscal year.

Fund financial statements tell how library services were paid for as well as what remains for future spending. Fund financial statements report the Library's District's operations in more detail than the government-wide statements by providing information about the Library District's major fund, the General Fund as well as its nonmajor funds.

Notes to the Financial Statements provide additional information that is essential to develop a full understanding of the information provided in the financial statements. The Required Supplementary Information consists of retirement fund Schedules of Changes in Net Pension Liability and Contributions.

GLENSIDE PUBLIC LIBRARY DISTRICT

Management’s Discussion and Analysis (Cont.)

Financial Analysis

Net position may serve, over time, as a useful indicator of a government’s financial position. In the case of the Glenside Public Library District, assets and deferred outflows exceeded liabilities and deferred inflows by \$8,512,225 at the close of this fiscal year. A large portion of the Library District’s assets reflects its net investment in capital assets. The Library District uses these capital assets to provide services and, consequently, these assets are not available to liquidate liabilities or for other spending.

Summary of Net Position

The following table summarizes the Statement of Net Position using the full accrual basis of accounting.

	June 30, 2023		June 30, 2022	
	Balances	Percent of Total Assets	Balances	Percent of Total Assets
Assets				
Current Assets	\$ 6,326,292	60 %	\$ 6,113,887	57 %
Capital Assets and Other Noncurrent Assets	4,150,642	40	4,633,157	43
Total Assets	10,476,934	100	10,747,044	100
Deferred Outflows of Resources				
Outflows Related to Pensions (IMRF)	578,892	6	62,765	1
Liabilities				
Current Liabilities	462,803	4	636,900	6
Noncurrent Liabilities	2,075,495	20	1,599,627	15
Total Liabilities	2,538,298	24	2,236,527	21
Deferred Inflows of Resources				
Inflows Related to Pensions (IMRF)	5,303	0	911,870	8
Net Position				
Net Investment in Capital Assets	2,555,642	24	2,138,558	21
Restricted	353,301	3	299,028	3
Unrestricted	5,603,282	53	5,223,826	49
Total Net Position	\$ 8,512,225	81 %	\$ 7,661,412	71 %

GLENSIDE PUBLIC LIBRARY DISTRICT

Management’s Discussion and Analysis (Cont.)

The following table summarizes the Statement of Activities using the full accrual basis of accounting. All costs incurred by the District are presented; however, the purchase of library materials and building improvements of \$499,186 is not included because this cost is capitalized and depreciated over the expected life of the assets. For the year ended June 30, 2023, the Library District’s Net Position increased by \$850,813.

Overview of the Statement of Activities

	Fiscal Year 2023		Fiscal Year 2022	
	Balances	Percent of Total Revenues	Balances	Percent of Total Revenues
Revenues				
Taxes	\$ 3,877,167	94 %	\$ 3,767,604	97 %
Fines	66,997	2	64,674	2
Grants	51,764	1	53,482	1
Interest	129,044	3	7,717	0
Miscellaneous	-	-	1,474	0
Total Revenues	4,124,972	100	3,894,951	100
Expenses				
Culture	2,854,919	69	2,734,918	70
Interest	32,138	1	37,695	1
Depreciation	387,102	9	406,728	10
Total Expenses	3,274,159	79	3,179,341	82
Change in Net Position	850,813	21 %	715,610	18 %
Net Position, Beginning of Year	7,661,412		6,945,802	
Net Position, End of Year	\$ 8,512,225		\$ 7,661,412	

Revenue

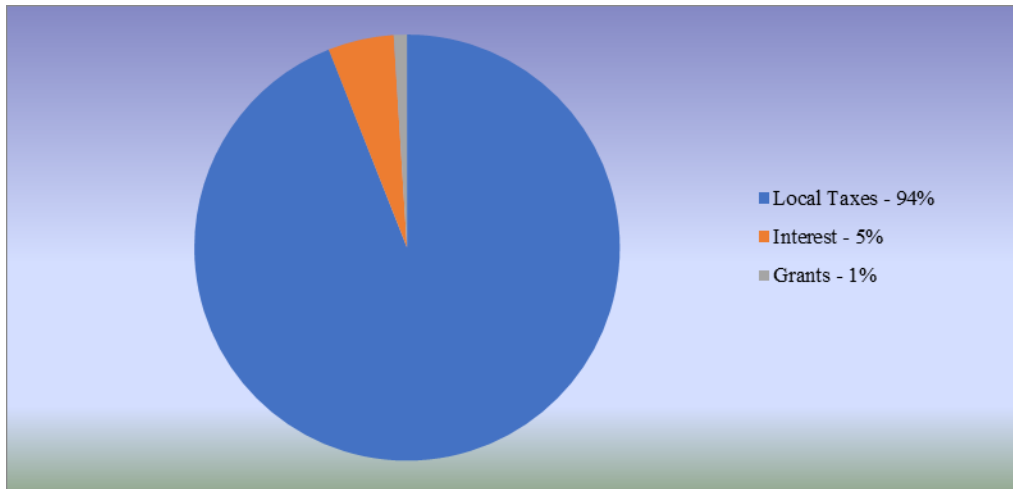
The Library District receives 94% of its operating revenue from property taxes, while the remaining amount is comprised of overdue fines and miscellaneous fees revenue, state per capita grant, interest income and other miscellaneous items.

During the year ended June 30, 2023, the Library District received the Illinois Library Per Capita Grant in the amount of \$51,764. Per Capita Grant funds are spent on library materials.

GLENSIDE PUBLIC LIBRARY DISTRICT

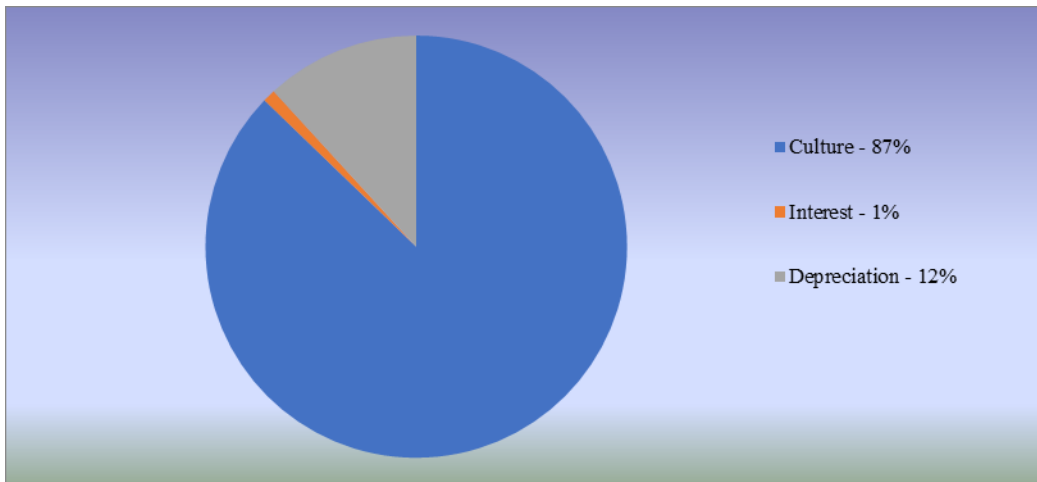
Management's Discussion and Analysis (Cont.)

Revenue by Source – Governmental Activities



Expenses

For the fiscal year ended June 30, 2023, expenses for the District totaled \$3,274,159, an increase of \$94,818 from the prior year amount of \$3,179,341. Culture expenses make up the majority of expenses - \$2,854,919 or 87% of total expenses and increased from the prior year by \$120,001. Depreciation expense is the second largest expense and totaled \$387,102, a decrease of \$19,626 from the prior year.



GLENSIDE PUBLIC LIBRARY DISTRICT

Management's Discussion and Analysis (Cont.)

Governmental Funds

On June 30, 2023, the governmental funds reported a combined fund balance of \$2,368,399. Of this amount, the General Fund (a major fund) maintains a balance of \$2,261,294, an increase of \$294,732 over the previous year's fund balance, nearly all of which is attributable to reduced expenses. The ending General Fund unrestricted, unassigned fund balance on June 30, 2023, amounted to \$1,976,482.

General Fund Budgetary Highlights

The General Fund had revenues of \$4,015,488, which was \$46,888 over budget, and expenditures of \$3,720,756, which was \$297,976 under the amended budget. The result was a net income budget variance of \$344,864.

Expenses were under budget mainly due to the following:

- 1) The utility budgets are typically overestimated to accommodate possible fluctuations in energy and other costs. \$14,403 went unspent in this category.
- 2) \$134,723 went unspent in the Capital Improvement Budget. Unspent funds in this line represent the \$25,000 remaining to be completed on the circulation redesign project. This was not completed as of 6/30/23 and the expense was pushed into the next year. Approximately \$106,000 was expected to be paid out for the construction of a digital monument sign. As of 6/30/23 minimal progress was made on the project and the expense was pushed into FY23-24.
- 3) \$28,400 went unspent for salaries which due to substitute allowances which were not spent due to efficiencies in scheduling for combined \$15,305 for Circulation Clerks, Circulation Lead Clerks and Public Service Librarians and the remaining unspent amount for \$13,095 are likely due to fluctuations in hourly staff taking unpaid time off.
- 4) \$38,146 went unspent for benefits which due to unspent in health insurance due to less staff enrolled children and spouses than previous years, decreasing the cost towards the library for \$20,111 and the \$16,805 was due to IMRF employer rate contribution changed annually, with 2% reduction while the budget was buffered 5% in the event of an increase. Full time staff turnover resulted in the decrease of pay in some IMRF positions, also decreasing the library's required contribution.
- 5) The building and maintenance unspent of \$18,366 is due to the unpredictable nature of building repairs.

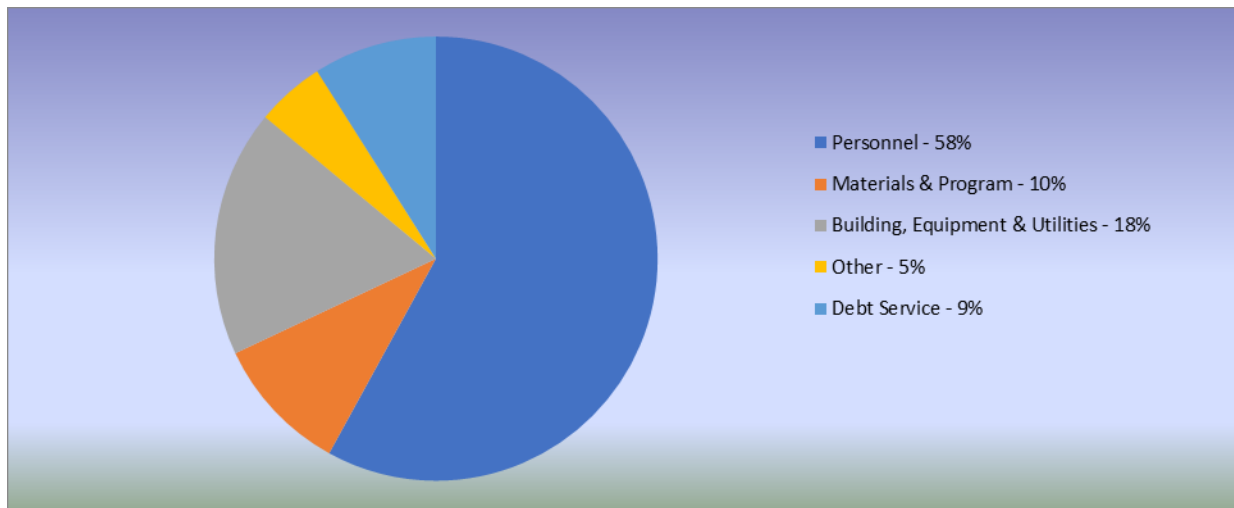
Amendments decreasing the expense budget by \$277,300 were approved in fiscal year 2023. These amendments consisted primarily of shifting certain project expenses.

GLENSIDE PUBLIC LIBRARY DISTRICT

Management’s Discussion and Analysis (Cont.)

Expenditures for all library materials and programming were \$383,735. Continuing to provide excellent library services to our residents of all ages requires a dedicated, professional, and trained staff. Staff-related expenditures are 58% of the District’s total expenditures and include salaries and wages, health insurance benefits, and employee retirement benefits.

Expenditures – General Fund



Capital Assets

At the end of fiscal year 2023, the Library District had total capital assets (net of accumulated depreciation) of \$4,150,642 invested in computers, a large collection of books and other library materials, building improvements, and the land and building which houses the library operations.

	June 30,	
	2023	2022
Land	\$ 175,000	\$ 175,000
Building and Improvements	7,144,635	6,834,635
Furniture and Equipment	605,564	605,564
Books and Library Materials	1,322,728	1,318,256
Cost of Capital Assets	9,247,927	8,933,455
Less Accumulated Depreciation	(5,097,285)	(4,894,897)
Net Capital Assets	\$ 4,150,642	\$ 4,038,558

Additional information about capital assets can be found in Note 3.

GLENSIDE PUBLIC LIBRARY DISTRICT

Management's Discussion and Analysis (Cont.)

Long-Term Debt

The Library District maintains \$1,595,000 in long-term debt. The District reduced its bonds by \$305,000 in the current year.

Additional information about long-term debt can be found in Note 6.

Economic Factors

The District receives a significant portion of revenue through property taxes along with over revenues such as fines and fees and grants. Although the District completed the fiscal year in a better position than anticipated, economic conditions remain uncertain due to rising inflation. Regulating expenses while monitoring trends in the District's EAV will be an important priority over the next 2 to 3 fiscal years.

CONTACTING THE GLENSIDE PUBLIC LIBRARY DISTRICT'S ADMINISTRATION

This financial report is designed to provide a general overview of the Glenside Public Library District's finances for those with an interest in the District's operations. Questions concerning any of the information provided in this report or requests for additional information should be addressed to:

Tom Bartenfelder
Library Director
25 East Fullerton Avenue
Glendale Heights, Illinois 60139

Glenside Public Library District
Statement of Net Position
June 30, 2023

Assets

	Governmental Activities
Current Assets	
Cash and investments	\$ 4,452,384
Receivables	
Property taxes	1,836,693
Prepays	37,215
Total current assets	6,326,292
Noncurrent Assets	
Capital assets	
Capital assets not being depreciated	175,000
Other capital assets, net of depreciation	3,975,642
Total noncurrent assets	4,150,642
Total assets	10,476,934

Deferred Outflows of Resources

Deferred outflows of resources related to pensions (IMRF)	578,892
---	---------

Liabilities

Current Liabilities	
Accounts payable	25,602
Accrued liabilities	72,841
Current portion of accrued vacation and sick pay	54,360
Current portion of bonds payable	310,000
Total current liabilities	462,803
Noncurrent Liabilities	
Accrued vacation and sick pay	6,040
Bonds payable, less current portion	1,285,000
Net pension liability	784,455
Total noncurrent liabilities	2,075,495
Total liabilities	2,538,298

Deferred Inflows of Resources

Deferred inflows of resources related to pensions (IMRF)	5,303
--	-------

Net Position

Net investment in capital assets	2,555,642
Restricted for	
IMRF	33,970
Liability insurance	7,543
Audit	10,755
Workers' compensation insurance	5,028
Unemployment	13,249
Building and equipment maintenance	41,468
FICA	135,584
Working cash - permanent (nonexpendable)	105,704
Unrestricted	5,603,282
Total net position	\$ 8,512,225

Glenside Public Library District
Statement of Activities
Year Ended June 30, 2023

Functions/Programs	Expenses	Program Revenues		Net (Expenses) Revenues and Changes in Net Position Governmental Activities
		Charges for Services	Operating Grants and Contributions	
Governmental Activities				
Culture	\$ 3,242,021	\$ 66,997	\$ 51,764	\$ (3,123,260)
Interest charges on long-term debt	32,138	-	-	(32,138)
Total governmental activities	<u>\$ 3,274,159</u>	<u>\$ 66,997</u>	<u>\$ 51,764</u>	<u>(3,155,398)</u>
General Revenues				
Taxes				
Property taxes				3,854,922
Replacement taxes				22,245
Interest				<u>129,044</u>
Total general revenues				<u>4,006,211</u>
Increase in Net Position				850,813
Net Position, Beginning of Year				<u>7,661,412</u>
Net Position, End of Year				<u>\$ 8,512,225</u>

Glenside Public Library District
Balance Sheet – Governmental Funds
June 30, 2023

	General Fund	Nonmajor Governmental Funds	Total Governmental Funds
Assets			
Cash and investments	\$ 4,345,279	\$ 107,105	\$ 4,452,384
Receivables			
Property taxes	1,836,693	-	1,836,693
Prepays	37,215	-	37,215
	<u>6,219,187</u>	<u>107,105</u>	<u>6,326,292</u>
Total assets	<u>\$ 6,219,187</u>	<u>\$ 107,105</u>	<u>\$ 6,326,292</u>
Liabilities, Deferred Inflows of Resources and Fund Balances			
Liabilities			
Accounts payable	\$ 25,602	\$ -	\$ 25,602
Accrued payroll and related taxes	72,841	-	72,841
	<u>98,443</u>	<u>-</u>	<u>98,443</u>
Total liabilities	<u>98,443</u>	<u>-</u>	<u>98,443</u>
Deferred Inflows of Resources			
Unavailable revenue - property taxes	3,859,450	-	3,859,450
	<u>3,859,450</u>	<u>-</u>	<u>3,859,450</u>
Fund Balances			
Nonspendable			
Prepaid items	37,215	-	37,215
Working cash - permanent	-	105,704	105,704
Restricted			
Audit	10,755	-	10,755
IMRF	33,970	-	33,970
Liability insurance	7,543	-	7,543
Workers' compensation insurance	5,028	-	5,028
Unemployment	13,249	-	13,249
Building and equipment maintenance	41,468	-	41,468
FICA	135,584	-	135,584
Assigned			
Special reserve	-	1,401	1,401
Unassigned	1,976,482	-	1,976,482
	<u>2,261,294</u>	<u>107,105</u>	<u>2,368,399</u>
Total fund balances	<u>2,261,294</u>	<u>107,105</u>	<u>2,368,399</u>
	<u>\$ 6,219,187</u>	<u>\$ 107,105</u>	<u>\$ 6,326,292</u>
Total liabilities, deferred inflows of resources and fund balances	<u>\$ 6,219,187</u>	<u>\$ 107,105</u>	<u>\$ 6,326,292</u>

Glenside Public Library District
Reconciliation of the Balance Sheet of Governmental Funds
to the Statement of Net Position
June 30, 2023

Total Fund Balances - Governmental Funds	\$ 2,368,399
Amounts reported for governmental activities in the statement of net position are different because	
Capital assets used in governmental activities are not financial resources and, therefore, are not reported in the funds.	4,150,642
Property tax revenue from current levies is reported in the statement of net position, but is deferred in the governmental funds.	3,859,450
Bonds payable do not require the use of current financial resources and therefore, are not reported as liabilities in governmental funds.	(1,595,000)
The net pension liability is not due and payable in the current period and, therefore, is not reported in the governmental funds.	(784,455)
The IMRF deferred outflows of resources do not require the use of current financial resources and, therefore, are not reported as asset in governmental funds.	578,892
The IMRF deferred inflows of resources do not require the use of current financial resources and, therefore, are not reported as liability in governmental funds.	(5,303)
Accrued vacation and sick pay are not due and payable in the current period and, therefore, are not reported in the governmental funds.	<u>(60,400)</u>
Net Position of Governmental Activities	<u><u>\$ 8,512,225</u></u>

Glenside Public Library District
Statement of Revenues, Expenditures and Changes in
Fund Balances – Governmental Funds
Year Ended June 30, 2023

	General Fund	Nonmajor Governmental Funds	Total Governmental Funds
Revenues			
Property taxes	\$ 3,749,678	\$ -	\$ 3,749,678
Replacement taxes	22,245	-	22,245
Grants	51,764	-	51,764
Interest	124,804	4,240	129,044
Fines and other	66,997	-	66,997
Total revenues	<u>4,015,488</u>	<u>4,240</u>	<u>4,019,728</u>
Expenditures			
Culture	3,383,618	-	3,383,618
Debt service			
Principal	305,000	-	305,000
Interest, issuance costs and fees	32,138	-	32,138
Total expenditures	<u>3,720,756</u>	<u>-</u>	<u>3,720,756</u>
Net Change in Fund Balances	294,732	4,240	298,972
Fund Balances			
Beginning	<u>1,966,562</u>	<u>102,865</u>	<u>2,069,427</u>
Ending	<u>\$ 2,261,294</u>	<u>\$ 107,105</u>	<u>\$ 2,368,399</u>

Glenside Public Library District
Reconciliation of the Statement of Revenues, Expenditures
and Changes in Fund Balances of Governmental Funds
to the Statement of Activities
Year Ended June 30, 2023

Net Change in Fund Balances - Governmental Funds	\$	298,972
<p>Amounts reported for governmental activities in the statement of activities are different because</p>		
Governmental funds report capital outlays as expenditures while governmental activities report depreciation expense to allocate those expenditures over the life of the assets. This is the difference between capital outlays of \$499,186 and depreciation of \$387,102.		112,084
Property tax revenues in the statement of activities that do not provide current financial resources are reported as deferred property tax revenue in the fund financial statements.		105,244
Long-term debt provides current financial resources to governmental funds, while the repayment of the principal of long-term debt consumes the current financial resources of governmental funds. Neither transaction, however, has any effect on net position. This amount is the net effect of these differences in the treatment of long-term debt and related items.		
Principal payments on general obligation bonds		305,000
Changes in the net pension liability/asset and the IMRF deferred outflows and inflows of resources do not require the use of current financial resources and therefore, are not reported as expenditures in governmental funds.		43,640
The change in compensated absences is not a source or use of a financial resource.		(14,127)
Change in Net Position of Governmental Activities	\$	<u>850,813</u>

Glenside Public Library District
Statement of Revenues, Expenditures and Changes in
Fund Balance – Budget and Actual
General Fund
Year Ended June 30, 2023

	<u>Original Budget</u>	<u>Final Budget</u>	<u>Actual</u>	<u>Variance With Final Budget Over (Under)</u>
Revenues				
Property taxes				
Corporate	\$ 3,312,284	\$ 3,314,939	\$ 3,314,939	\$ -
Property taxes special levies				
Audit	17,813	17,790	17,790	-
Social Security	125,536	125,380	125,380	-
Illinois municipal retirement	141,652	141,476	141,476	-
Liability insurance	5,938	5,930	5,930	-
Workers' compensation insurance	6,786	6,777	6,777	-
Unemployment insurance	3,393	3,389	3,389	-
Building and equipment maintenance	134,018	133,851	133,851	-
Prior levies	6,786	286	146	(140)
Replacement taxes	-	13,500	22,245	8,745
Grants	53,482	51,782	51,764	(18)
Interest	2,500	90,500	124,804	34,304
Fines and other	33,750	63,000	66,997	3,997
Total revenues	<u>3,843,938</u>	<u>3,968,600</u>	<u>4,015,488</u>	<u>46,888</u>
Expenditures				
Culture	3,958,032	3,680,732	3,383,618	(297,114)
Debt service	338,000	338,000	337,138	(862)
Total expenditures	<u>4,296,032</u>	<u>4,018,732</u>	<u>3,720,756</u>	<u>(297,976)</u>
Net Change in Fund Balance	<u>\$ (452,094)</u>	<u>\$ (50,132)</u>	294,732	<u>\$ 344,864</u>
Fund Balance				
Beginning			<u>1,966,562</u>	
Ending			<u>\$ 2,261,294</u>	

Glenside Public Library District

Notes to the Financial Statements

June 30, 2023

Note 1: Summary of Significant Accounting Policies

The accounting and reporting policies of the Glenside Public Library District (District) relating to the accompanying basic financial statements conform to generally accepted accounting principles (GAAP) applicable to state and local governments. The Governmental Accounting Standards Board (GASB) is the accepted standard-setting body for establishing governmental accounting and financial reporting principles. The more significant of the District's accounting policies are described below.

Reporting Entity

The District follows the provisions of GASB Statement No. 14, *The Financial Reporting Entity*, as amended. As defined by generally accepted accounting principles established by GASB, the financial reporting entity consists of the primary government, as well as its component units, which are legally separate, tax-exempt entities and meet all of the following criteria:

- The economic resources received or held by the separate organization are entirely or almost entirely for the direct benefit of the primary government, its component units, or its constituents.
- The primary government, or its component units, is entitled to, or has the ability to otherwise access, a majority of the economic resources received or held by the separate organization.
- The economic resources received or held by an individual organization that the specific primary government, or its component units, is entitled to, or has the ability to otherwise access, are significant to that primary government.

The District has concluded that no entities meet the criteria of Statement No. 14, as amended, for inclusion as a component unit. Likewise, the District is not required to be included as a component unit of any other entity.

Government-Wide and Fund Financial Statements

Government-Wide Financial Statements

The government-wide statement of net position and statement of activities display information about the reporting government as a whole. They include all funds of the reporting entity. The financial activities of the District consist entirely of governmental activities. Governmental activities generally are financed through taxes, intergovernmental revenues, and other non-exchange revenues.

The statement of activities demonstrates the degree to which the direct expenses of a given function or segment are offset by program revenues. Direct expenses are those that are clearly identifiable with a specific function. The District allocates indirect expenses to functions in the statement of activities in cases where a clear and direct connection exists. Program revenues include charges to residents who purchase, use or directly benefit from goods, services or privileges provided by a given function, and grants and contributions that are restricted to

Glenside Public Library District
Notes to the Financial Statements
June 30, 2023

meeting the operational and capital requirements of a particular function. Taxes and other income items that are not specifically related to a function are reported as general revenues.

Fund Financial Statements

Fund financial statements of the reporting entity are organized into individual funds, each of which is considered to be a separate accounting entity. Each fund is accounted for by providing a separate set of self-balancing accounts, which constitute its assets, liabilities, deferred inflows of resources, fund balance, revenues and expenditures/expenses. Fund accounting segregates funds according to their intended purpose and is used to aid management in demonstrating compliance with finance-related legal and contractual provisions.

Funds are organized as major funds or nonmajor funds within the governmental statements.

Governmental fund types are those through which the governmental functions of the District are financed. The District's expendable financial resources are accounted for through governmental funds. The measurement focus is based upon determination of changes in financial position rather than upon net income determination.

The District administers the following major governmental fund:

General Fund

This is the District's primary operating fund. It accounts for all financial resources of the general government except those required, legally or by sound financial management, to be accounted for in another fund.

The District reports the following nonmajor governmental funds:

Special Reserve Fund

This fund is used to account for the acquisition and construction of major capital facilities, equipment and capital asset replacements.

Working Cash Fund (Permanent Fund)

This fund is used to account for financial resources held by the District to be used for temporary interfund loans to certain other funds.

Basis of Accounting

The government-wide statement of net position and statement of activities are presented using the economic resources measurement focus and the accrual basis of accounting. Under the accrual basis of accounting, revenues are recognized when earned and expenses are recorded when the liability is incurred or the economic asset is used. Revenues, expenses, gains, losses, assets and liabilities resulting from exchange and exchange-like transactions are recognized when the exchange takes place. Property taxes are recognized as revenues in the year in which they are

Glenside Public Library District

Notes to the Financial Statements

June 30, 2023

levied. Grants and similar items are recognized as revenue as soon as all eligibility requirements imposed by the provider have been met.

The current financial resources measurement focus and the modified accrual basis of accounting are followed by the governmental funds. Under the modified accrual basis of accounting, revenues are recognized when susceptible to accrual, *i.e.*, both measurable and available to finance the District's operations. "Measurable" means the amount of the transaction can be determined, and "available" means collectible within the current period or soon enough thereafter to be used to pay liabilities of the current period.

Property taxes, investment earnings and charges for services are the primary revenue sources susceptible to accrual. All other revenues are recognized when cash is received. Expenditures are recorded when the related fund liability is incurred.

The District reports unearned/unavailable revenues on its government funds balance sheet. For governmental fund financial statements, unearned/unavailable revenues occur when potential revenue either does not meet both the "measurable" and "available" criteria for recognition in the current period, or when resources are received by the District before it has a legal claim to them. In subsequent periods, when both revenue recognition criteria are met, or when the District has a legal claim to the resources, the liability for unearned/unavailable revenue is removed from the governmental funds balance sheet and revenue is recognized accordingly.

Measurement Focus

On the government-wide statement of net position and statement of activities, governmental activities are presented using the flow of economic resources measurement focus, which means all assets and liabilities (whether current or noncurrent) are included in the statement of net position and the operating statements present increases and decreases in net total assets.

The measurement focus of all governmental funds is the flow of current financial resources concept. Under this concept, sources and uses of financial resources, including capital outlays, debt proceeds and debt retirements are reflected in operations. Resources not available to finance expenditures and commitments of the current period are recognized as deferred revenue or a reservation of fund equity. Liabilities for claims, judgments, compensated absences and pension contributions, which will not be currently liquidated using expendable available financial resources, are included as liabilities in the government-wide financial statements, but are excluded from the governmental funds financial statements. The related expenditures are recognized in the governmental fund financial statements when the liabilities are liquidated.

Accounting Estimates

The preparation of financial statements in conformity with generally accepted accounting principles requires management to make estimates and assumptions that affect the reported amounts of assets and liabilities and disclosure of contingent assets and liabilities at the date of the financial statements and the reported amounts of revenues and expenditures/expenses during the reporting period. Actual results could differ from those estimates.

Glenside Public Library District

Notes to the Financial Statements

June 30, 2023

Budgetary Data and Budgetary Accounting

The District follows these procedures in establishing the budgetary data reflected in the financial statements:

1. The Board of Trustees passes a motion approving an operating budget.
2. Public hearings are conducted to obtain taxpayer comments.
3. Prior to the fourth Tuesday of September, the budget is legally adopted.
4. The budget may be amended by the Board of Trustees.
5. Budgets are adopted on a basis consistent with GAAP.

The District passed a budget for the General Fund. Within the annual financial report, the budgeted amounts represent the working budget figures of the District. The legally enacted appropriated amounts differ from these amounts.

Excess of Expenditures Over Budget

No funds had an excess of actual expenditures over amended budget for the year ended June 30, 2023.

Accrued Vacation and Sick Pay

Vested or accumulated vacation pay and sick leave that is expected to be paid from expendable available financial resources is reported as an expenditure and fund liability of the governmental fund that will pay it. Amounts of vested or accumulated vacation pay and sick leave that are not expected to be paid from expendable available financial resources are reported only on the government-wide financial statements. A liability for these amounts is reported in the governmental funds only if they have matured as a result of employee resignations, terminations or retirements, and are payable with expendable resources.

Capital Assets

In the government-wide financial statements, the District has adopted a capitalization threshold of \$25,000 (except for library materials) for capital asset additions. All capital assets are valued at historical cost or estimated historical cost if actual cost is unavailable. Donated capital assets are stated at their acquisition value as of the date donated.

Glenside Public Library District
Notes to the Financial Statements
June 30, 2023

Depreciation of capital assets is recorded as an expense in the statement of activities, with accumulated depreciation reflected in the statement of net position. Depreciation is provided over the assets' estimated useful lives using the straight-line method of depreciation. This range of estimated useful lives by type of asset is as follows:

Building and improvements	15 to 40 years
Furniture and equipment	5 to 20 years
Library materials	3 to 7 years

The cost of normal maintenance and repairs that do not add to the value of the asset or materially extend asset lives are not included as capital assets.

Deferred Outflows/Inflows of Resources

The District reports deferred inflows of resources on its statement of net position and governmental funds balance sheet. Deferred inflows of resources arise when resources are received by the District that represent an acquisition of net assets that applies to future periods and so will not be recognized as an inflow of resources (revenue) until that time. For governmental funds, in subsequent periods, when the District has a legal claim to the resources, the deferred inflow of resources is removed from the balance sheet and revenue is recognized. The District has two items that qualify for reporting in this category; the deferred inflows of resources related to the Illinois Municipal Retirement Fund (IMRF) plan reported in the government-wide statement of net position and the unavailable revenue relating to property taxes in the governmental funds balance sheet. The deferred inflows of resources result from the following: pension items disclosed in Note 9 and property tax revenues that do not provide for current financial resources.

The District reports deferred outflows of resources on its statement of net position. Deferred outflows of resources represent a consumption of net assets that applies to a future period(s) and so will not be recognized as an outflow of resources (expenses/expenditures) until then. The District has one item that qualifies for reporting in this category; the deferred outflows of resources related to the IMRF plan reported in the government-wide statement of net position. The deferred outflows of resources result from pension items disclosed in Note 9.

Long-Term Liabilities

In the government-wide financial statements, long-term debt and other long-term liabilities are reported as liabilities. Bond premiums and discounts, if any, are deferred and amortized over the life of the bonds using the outstanding bonds method. Issuance costs are expensed when paid.

In the fund financial statements, governmental funds recognize bond premiums and discounts, as well as bond issuance costs, during the current period. The face amount of debt issued is reported as other financing sources. Premiums received on debt issuances are reported as other financing sources while discounts on debt issuances are reported as other financing uses. Issuance costs, whether or not withheld from the actual debt proceeds received, are reported as debt service expenditures.

Glenside Public Library District
Notes to the Financial Statements
June 30, 2023

Long-term debt is recognized as a liability in a governmental fund when due, or when resources have been accumulated for payment early in the following year.

Property Taxes

Property taxes attach as an enforceable lien on January 1. They are levied the subsequent fiscal year (by passage of a Tax Levy Ordinance). Tax bills are prepared by the County and issued on or about May 1, and are payable in two installments, on or about June 1 and on or about September 1. The library receives significant distributions of tax receipts within one month after these due dates. It is the library’s policy to consider proceeds from a given tax levy as being available to finance operations of the fiscal year for which it is budgeted. Accordingly, the 2022 levy proceeds are not considered “available” as defined earlier in Note 1 because they are not intended to finance the fiscal year 2023 budget and are, therefore, considered deferred inflows at June 30, 2023. In the entity-wide financial statements, property taxes are recognized when levied.

The following are the tax rates applicable to the various levies per \$100 of assessed valuations:

	2022 Levy	2021 Levy
Library	0.3761	0.3905
Illinois municipal retirement	0.0154	0.0167
Audit	0.0029	0.0021
Building and equipment maintenance	0.0154	0.0158
Tort judgments	0.0006	0.0007
Social Security	0.0144	0.0148
Unemployment insurance	0.0001	0.0004
Workers’ compensation insurance	0.0008	0.0008
Aggregate refunds	0.0005	0.0008
	0.4262	0.4426

Equity Classifications

Government-Wide Financial Statements

Equity is classified as net position and displayed in three components:

Net Investment in Capital Assets – consists of capital assets, net of accumulated depreciation and net of related debt.

Restricted Net Position – consists of net position with constraints placed on their use either by external groups such as creditors, grantors, contributors, or laws or regulations of other governments, or law through constitutional provisions or enabling legislation.

Unrestricted Net Position – consists of all other net position that does not meet the definition of restricted or invested in capital assets.

Glenside Public Library District
Notes to the Financial Statements
June 30, 2023

Fund Financial Statements

GASB Statement No. 54, *Fund Balance Reporting and Governmental Fund Type Definitions*, defines how fund balances of governmental funds are presented in the financial statements. Fund balances are classified as follows:

Nonspendable Fund Balance – amounts that are not in nonspendable form (such as prepaid items) or are required to be maintained intact.

Restricted Fund Balance – amounts constrained to specific purposes by their providers (such as grantors, bondholders and higher levels of government), through constitutional provisions or by enabling legislation.

Committed Fund Balance – amounts constrained to specific purposes by the library itself, using its highest level of decision-making authority (*i.e.*, Board of Trustees). To be reported as committed, amounts cannot be used for any other purpose unless the library takes the same highest level action to remove or change the constraint.

Assigned Fund Balance – amounts the library intends to use for a specific purpose. Intent can be expressed by the Board of Trustees or by an official or body to which the Board of Trustees delegates the authority.

Unassigned Fund Balance – amounts that are available for any purpose. Positive amounts are reported only in the General Fund. Unassigned fund balance may also include negative balances for any governmental fund if expenditures exceed amounts restricted, committed or assigned for those purposes.

The following details the changes in restricted fund balances during the year ended June 30, 2023, within the General Fund:

	Balance July 1, 2022	Property Tax Revenues	Expenditures	Balance June 30, 2023
Audit	\$ 2,965	\$ 17,790	\$ 10,000	\$ 10,755
Social Security	137,423	125,380	127,219	135,584
Illinois municipal retirement	10,688	141,476	118,194	33,970
Liability insurance	7,033	5,930	5,420	7,543
Workers' compensation insurance	5,333	6,777	7,082	5,028
Unemployment insurance	12,076	3,389	2,216	13,249
Building and equipment maintenance	21,501	133,851	113,884	41,468
	<u>\$ 197,019</u>	<u>\$ 434,593</u>	<u>\$ 384,015</u>	<u>\$ 247,597</u>

Glenside Public Library District
Notes to the Financial Statements
June 30, 2023

Defined Benefit Pension Plan

The District provides pension benefits to its employees through an agent multiple-employer defined benefit pension plan (agent pension plan), the Illinois Municipal Retirement Fund (Plan). For purposes of measuring the net pension liability (asset), deferred outflows of resources and deferred inflows of resources related to pensions and pension expense, information about the fiduciary net position of the Plan and additions to/deductions from the Plan's fiduciary net position have been determined on the same basis as they are reported by the Plan. For this purpose, benefit payments (including refunds of employee contributions) are recognized when due and payable in accordance with the benefit terms. Investments are reported at fair value.

Note 2: Deposits and Investments

The District maintains a cash and investment pool that is available for use by all funds. Each fund type's portion of this pool is displayed on the balance sheet as "Cash and Investments." In addition, investments are separately held by several of the District's funds. Cash on hand of \$480 has been excluded from the amounts shown below.

Permitted Deposits and Investments

Statutes authorize the District to make deposits/investments in insured commercial banks, savings and loan institutions, obligations of the U.S. Treasury and U.S. agencies, insured credit union shares, money market mutual funds with portfolios of securities issued or guaranteed by the United States or agreements to repurchase these same obligations, repurchase agreements, short-term commercial paper rated within the three highest classifications by at least two standard rating services, and the Illinois Funds Money Market Fund (Fund).

Deposits

At year end, the carrying amount of the District's deposits totaled \$587,599 and the bank balances totaled \$636,304. Custodial credit risk is the risk that in the event of a bank failure, the District's deposits may not be returned to it. The District does not have a deposit policy for credit risk. As of June 30, 2023, the District's cash accounts exceeded federally insured limits by approximately \$386,000. The District has not experienced any losses in such accounts and management believes it is not exposed to any significant credit risk on cash.

Investments

The District's investments are maintained within the Fund. This investment is not subject to risk categorization as the fund provides perfected collateral for the entire balance. The carrying amount and fair value of the Fund at June 30, 2023, was \$3,864,305.

The Fund is an external investment pool developed and implemented in 1975 by the Illinois General Assembly under the jurisdiction of the Treasurer, who has regulatory oversight for the

Glenside Public Library District
Notes to the Financial Statements
June 30, 2023

pool. The Fund is not registered with the SEC but does operate in a manner consistent with Rule 2a7 of the *Investment Company Act of 1940* and has an affirmed rating of AAA from Standard and Poor's. The fair value of the position of this pool is the same as the value of the pool shares. The Fund offers two separate investment vehicles to public entities. The Fund issues a publicly available financial report. That report may be obtained by writing to Office of the State Treasurer, Illinois Funds Administrative Office, 400 W. Monroe Street, Springfield, Illinois 62702.

Note 3: Capital Assets

A summary of changes in capital assets for governmental activities of the District is as follows:

	Balance July 1	Additions	Deletions	Balance June 30
Capital assets not being depreciated				
Land	\$ 175,000	\$ -	\$ -	\$ 175,000
Capital assets being depreciated				
Building and improvements	6,834,635	310,000	-	7,144,635
Furniture and equipment	605,564	-	-	605,564
Library materials	1,318,256	189,186	184,714	1,322,728
	<u>8,758,455</u>	<u>499,186</u>	<u>184,714</u>	<u>9,072,927</u>
Less accumulated depreciation for				
Building and improvements	3,996,599	167,849	-	4,164,448
Furniture and equipment	169,131	30,240	-	199,371
Library materials	729,167	189,013	184,714	733,466
	<u>4,894,897</u>	<u>387,102</u>	<u>184,714</u>	<u>5,097,285</u>
Total capital assets being depreciated, net	<u>3,863,558</u>	<u>112,084</u>	<u>-</u>	<u>3,975,642</u>
Governmental activities capital assets, net	<u>\$ 4,038,558</u>	<u>\$ 112,084</u>	<u>\$ -</u>	<u>\$ 4,150,642</u>

Total depreciation expense for the year charged to library services was \$387,102.

Note 4: Common Bank Account

Separate bank accounts are not maintained for all library funds; instead, certain funds maintain their uninvested cash and investment balances in common checking and money market accounts, with accounting records being maintained to show the portion of the common bank account balance attributable to each participating fund.

Glenside Public Library District
Notes to the Financial Statements
June 30, 2023

Note 5: Risk Management

The library is exposed to various risks of loss related to torts; theft of, damage to and destruction of assets; errors and omission; injuries to employees and natural disasters. The library has purchased commercial insurance from private insurance companies to cover these risks. Risks covered include general liability, workers' compensation, medical and other. Premiums have been recorded as expenditures in appropriate funds. The amount of coverage has not been decreased nor have the amount of settlements exceeded coverage in any of the past three fiscal years. A detailed listing of insurance coverage is included in the statistical section.

Note 6: Long-Term Debt

The following is a summary of the changes in long-term debt:

	Balance July 1	Issuances	Retirements	Balance June 30	Due Within One Year
Series 2019 - \$2,635,000 General Obligation Refunding Library Bonds, due in semi-annual installments beginning June 30, 2020 through June 30, 2028; interest payable semi-annually on June 30 and December 30 at 1.795%. Proceeds were used to refund the 2006 General Obligation Bonds outstanding.	\$ 1,900,000	\$ -	\$ 305,000	\$ 1,595,000	\$ 310,000
Accrued vacation and sick pay	46,273	55,773	41,646	60,400	54,360
	<u>\$ 1,946,273</u>	<u>\$ 55,773</u>	<u>\$ 346,646</u>	<u>\$ 1,655,400</u>	<u>\$ 364,360</u>

The annual requirements on all general obligation debt to maturity as of June 30, 2023, are as follows:

Year Ended June 30	Principal	Interest	Total
2024	\$ 310,000	\$ 27,239	\$ 337,239
2025	310,000	21,675	331,675
2026	320,000	16,065	336,065
2027	325,000	10,232	335,232
2028	330,000	4,443	334,443
	<u>\$ 1,595,000</u>	<u>\$ 79,654</u>	<u>\$ 1,674,654</u>

Glenside Public Library District
Notes to the Financial Statements
June 30, 2023

Note 7: Commitments and Contingencies

As of June 30, 2023, the District had certain capital project commitments totaling approximately \$133,000.

The District is not involved in any litigation nor is it aware of any contemplated litigation for which the potential liability would be expected to exceed insurance coverage.

Note 8: Deferred Compensation

The District offers its employees a deferred compensation plan created in accordance with Internal Revenue Code Section 457. The plan, available to all full-time District employees, permits them to defer a portion of their salary until future years. The deferred compensation is not available to employees until termination, retirement, death or unforeseeable emergency.

The District's deferred compensation plan has been placed in a trust through its administrators. Since amounts held in trust are for the exclusive benefit of all participants, the District does not report the assets in its financial statements.

Note 9: Employee Retirement System - Illinois Municipal Retirement Fund (IMRF)

Plan Description

The District's agent multiple-employer defined benefit pension plan for regular employees provides retirement and disability benefits, post-retirement increases, and death benefits to plan members and beneficiaries. The District's plan is managed by the IMRF, the administrator of a multiemployer public pension fund. A summary of IMRF's pension benefits is provided in the "Benefits Provided" described below. Details of all benefits are available from IMRF. Benefit provisions are established by statute and may only be changed by the General Assembly of the State of Illinois. IMRF issues a publicly available Comprehensive Annual Financial Report that includes financial statements, detailed information about the pension plan's fiduciary net position, and required supplementary information. The report is available for download at www.imrf.org.

Benefits Provided

Employees hired before January 1, 2011, are eligible for Tier 1 benefits. Tier 1 employees are vested for pension benefits when they have at least 8 years of qualifying service credit. Tier 1 employees who retire at age 55 (at reduced benefits) or after age 60 (at full benefits) with 8 years of service are entitled to an annual retirement benefit, payable monthly for life, in an amount equal to 1-2/3% of the final rate of earnings for the first 15 years of service credit, plus 2% for each year of service credit after 15 years to a maximum of 75% of their final rate of earnings. Final rate of earnings is the highest total earnings during any consecutive 48 months within the last 10 years of

Glenside Public Library District
Notes to the Financial Statements
June 30, 2023

service, divided by 48. Under Tier 1, the pension is increased by 3% of the original amount on January 1 every year after retirement.

Employees hired on or after January 1, 2011, are eligible for Tier 2 benefits. For Tier 2 employees, pension benefits vest after 10 years of service. Participating employees who retire at age 62 (at reduced benefits) or after age 67 (at full benefits) with 10 years of service are entitled to an annual retirement benefit, payable monthly for life, in an amount equal to 1-2/3% of the final rate of earnings for the first 15 years of service credit, plus 2% for each year of service credit after 15 years to a maximum of 75% of their final rate of earnings. Final rate of earnings is the highest total earnings during any 96 consecutive months within the last 10 years of service, divided by 96. Under Tier 2, the pension is increased on January 1 every year after retirement, upon reaching age 67, by the lesser of: 3% of the original pension amount, or one-half of the increase in the Consumer Price Index of the original pension amount.

Employees Covered by Benefit Terms

As of December 31, 2022, the measurement date for the net pension liability (asset), the following employees were covered by the benefit terms:

Retirees and beneficiaries currently receiving benefits	31
Inactive plan members entitled to but not yet receiving benefits	35
Active plan members	25
Total	91

Contributions

As set by statute, the District’s plan members are required to contribute 4.5% of their annual covered salary. The statute requires employers to contribute the amount necessary, in addition to member contributions, to finance the retirement coverage of its own employees. The District’s annual contribution rate for calendar years 2023 and 2022, was 7.95% and 9.88%, respectively. For the fiscal year ended June 30, 2023, the District contributed \$118,194 to the plan. The District also contributes for disability benefits, death benefits and supplemental retirement benefits, all of which are pooled at the IMRF level. Contribution rates for disability and death benefits are set by IMRF’s Board of Trustees, while the supplemental retirement benefits rate is set by statute.

Net Pension Liability (Asset)

The District’s net pension liability (asset) at June 30, 2023, was measured as of December 31, 2022, and the total pension liability used to calculate the net pension liability (asset) was determined by an actuarial valuation as of that date.

Glenside Public Library District

Notes to the Financial Statements

June 30, 2023

Actuarial Assumptions

The following are the methods and assumptions used to determine the total pension liability as of December 31, 2022:

- The actuarial cost method was entry-age normal.
- The asset valuation method was market value of assets.
- The inflation rate was assumed to be 2.25%.
- Salary increases were expected to be 2.85% to 13.75%, average, including inflation.
- The investment rate of return was assumed to be 7.25%, net of pension plan expense, including inflation.
- Projected retirement age was from the Experienced-Based Table of Rates, specific to the type of eligibility condition, last updated for the 2020 valuation according to an experience study of the period 2017 to 2019.
- For nondisabled retirees, the Pub-2010, Amount-Weighted, below-median income, General, Retiree, Male (adjusted 106%) and Female (adjusted 105%) tables, and future mortality improvements projected using scale MP-2020.
- For disabled retirees, the Pub-2010, Amount-Weighted, below-median income, General, Disabled Retiree, Male and Female (both unadjusted) tables, and future mortality improvements projected using scale MP-2020.
- For active members, the Pub-2010, Amount-Weighted, below-median income, General, Employee, Male and Female (both unadjusted) tables, and future mortality improvements projected using scale MP-2020.
- The long-term expected rate of return on pension plan investments was determined using a building-block method in which best-estimate ranges of expected future real rates of return (expected returns, net of pension plan investment expense, and inflation) are developed for each major asset class. These ranges are combined to produce the long-term expected rate of return by weighting the expected future real rates of return to the target asset allocation percentage and adding expected inflation. The target allocation and best estimates of

Glenside Public Library District
Notes to the Financial Statements
June 30, 2023

geometric real rates of return for each major asset class are summarized in the following table as of December 31, 2022:

Asset Class	Portfolio Target Percentage	Long-Term Expected Real Rate of Return
Domestic Equity	36%	6.50%
International Equity	18%	7.60%
Fixed Income	26%	4.90%
Real Estate	11%	6.20%
Alternative Investments	10%	6.25-9.90%
Cash Equivalents	1%	4.00%
Total	<u>100%</u>	

Discount Rate

A single discount rate (SDR) of 7.25% (same in prior year) was used to measure the total pension liability. The projection of cash flow used to determine the SDR assumed that the plan members' contributions will be made at the current contribution rate, and that employer contributions will be made at rates equal to the difference between actuarially determined contribution rates and the member rate. The SDR reflects (1) the long-term expected rate of return on pension plan investments (during the period in which the fiduciary net position is projected to be sufficient to pay benefits) and (2) the tax-exempt municipal bond rate based on an index of 20-year general obligation bonds with an average AA credit rating (which is published by the Federal Reserve) as of the measurement date (to the extent that the contributions for use with the long-term expected rate of return are not met). For the purpose of the recent valuation, the expected rate of return on plan investments is 7.25%, the municipal bond rate is 4.05% and the resulting SDR is 7.25%.

Glenside Public Library District
Notes to the Financial Statements
June 30, 2023

Changes in the Net Pension Liability (Asset)

	Total Pension Liability (a)	Plan Fiduciary Net Position (b)	Net Pension Liability (Asset) (a)-(b)
Balance, beginning of year	\$ 6,943,067	\$ 7,537,666	\$ (594,599)
Changes for the year			
Service cost	124,936	-	124,936
Interest	495,696	-	495,696
Differences between expected and actual experience	51,468	-	51,468
Changes in assumptions	-	-	-
Contributions - employer	-	128,175	(128,175)
Contributions - employee	-	58,380	(58,380)
Net investment income	-	(920,516)	920,516
Benefit payments, including refunds of employees contributions	(336,705)	(336,705)	-
Other (net transfer)	-	27,007	(27,007)
Net changes	335,395	(1,043,659)	1,379,054
Balance, end of year	\$ 7,278,462	\$ 6,494,007	\$ 784,455

There were no changes in the investment rate of return since the December 31, 2021 valuation. There were no other changes to the methods and assumptions used to determine the Total Pension Liability.

Glenside Public Library District
Notes to the Financial Statements
June 30, 2023

Sensitivity of the Net Pension Liability (Asset) to Changes in the Discount Rate

The following presents the District’s net pension liability (asset), calculated using a single discount rate of 7.25%, as well as what the District’s net pension liability (asset) would be if it were calculated using a single discount rate that is 1% lower or 1% higher:

	1% Decrease (6.25%)	Current Discount Rate (7.25)	1% Increase (8.25)
Net pension liability (asset)	\$ 1,695,163	\$ 784,455	\$ 92,993

Pension Expense and Deferred Outflows of Resources and Deferred Inflows of Resources Related to Pensions

For the year ended June 30, 2023, the District recognized pension income of \$74,554. At June 30, 2023, the District reported deferred outflows of resources and deferred inflows of resources related to pensions from the following sources:

Deferred Amounts Related to Pensions	Deferred Outflows of Resources	Deferred Inflows of Resources
Differences between expected and actual experience	\$ 34,112	\$ 5,303
Changes in assumptions	-	-
Net differences between projected and actual earnings on plan investments	491,996	-
Total deferred amounts to be recognized in pension expense in future periods	526,108	5,303
Pension contributions made subsequent to the measurement date	52,784	-
Total	\$ 578,892	\$ 5,303

\$52,784 reported as deferred outflows of resources related to pensions resulting from District contributions subsequent to the measurement date will be recognized as a reduction of the net pension liability (asset) in the year ended June 30, 2023.

Glenside Public Library District
Notes to the Financial Statements
June 30, 2023

Other amounts reported as deferred outflows of resources and deferred inflows of resources related to pensions will be recognized in pension expense (income) in future periods as follows:

Year Ending June 30,	Amount
2024	\$ (26,786)
2025	93,007
2026	162,079
2027	<u>292,505</u>
	<u>\$ 520,805</u>

Note 10: Recent Accounting Pronouncements

GASB Statement No. 100, Accounting Changes and Error Corrections (GASB 100)

GASB 100 updates accounting and financial reporting requirements for accounting changes and error corrections to address current diversity in practice by amending GASB Statement No. 62. It defines accounting changes as changes in accounting principles, changes in accounting estimates, and changes to or within the financial reporting entity and describes the transactions or other events that constitute those changes. The standard clarifies that a change to or within the financial reporting entity results from: the addition or removal of a fund that results from movement of continuing operations within the primary government, including its blended component units; change in fund presentation as major or nonmajor; generally, the addition or removal of a component unit to or from the financial reporting entity; or a change in the presentation (blended or discretely presented) of a component unit. For each type of accounting change and error correction, the standard addresses accounting and reporting requirements, display, including display in the financial statements, note disclosures, and impact on required supplementary information (RSI) and supplementary information (SI). The standard is effective for accounting changes and error corrections made in fiscal years beginning after June 15, 2023, and all reporting periods thereafter. Earlier application is encouraged.

GASB Statement No. 101, Compensated Absences (GASB 101)

GASB 101 updates the recognition and measurement guidance for compensated absences under a unified model. It defines compensated absences and requires that liabilities be recognized in financial statements prepared using the economic resources measurement focus for leave that has not been used and leave that has been used but not yet paid or settled. A liability for compensated absences should be accounted for and reported on a basis consistent with governmental fund accounting principles for financial statements prepared using the current financial resources measurement focus. GASB 101 also amends the disclosure requirements related to compensated absences. The standard is effective for fiscal years beginning after December 15, 2023, and all reporting periods thereafter, with early application encouraged.

Glenside Public Library District
Notes to the Financial Statements
June 30, 2023

Management has not currently determined what impact, if any, these Statements may have on its financial statements.

Required Supplementary Information

Glenside Public Library District
Required Supplementary Information
Schedule of Changes in the District's Net Pension Liability (Asset)
and Related Ratios
June 30, 2023

Calendar Year Ended December 31,	2022	2021	2020	2019
Total pension liability				
Service cost	\$ 124,936	\$ 118,410	\$ 129,161	\$ 131,434
Interest	495,696	478,417	466,708	440,114
Changes in benefit terms				
Differences between expected and actual experience	51,468	(20,611)	(203)	114,167
Change of assumptions	-	-	(95,224)	-
Benefit payments, including refunds of member contributions	<u>(336,705)</u>	<u>(345,602)</u>	<u>(321,531)</u>	<u>(313,986)</u>
Net change in total pension liability	335,395	230,614	178,911	371,729
Total pension liability - beginning	<u>6,943,067</u>	<u>6,712,453</u>	<u>6,533,542</u>	<u>6,161,813</u>
Total pension liability - ending	<u><u>\$ 7,278,462</u></u>	<u><u>\$ 6,943,067</u></u>	<u><u>\$ 6,712,453</u></u>	<u><u>\$ 6,533,542</u></u>
Plan fiduciary net position				
Contributions - District	\$ 128,175	\$ 145,283	\$ 133,886	\$ 122,725
Contributions - members	58,380	54,986	54,425	61,612
Net investment income	(920,516)	1,126,282	855,065	942,665
Benefit payments, including refunds of member contributions	(336,705)	(345,602)	(321,531)	(313,986)
Other (net transfer)	<u>27,007</u>	<u>(111,448)</u>	<u>9,719</u>	<u>(12,705)</u>
Net change in plan fiduciary net position	(1,043,659)	869,501	731,564	800,311
Plan net position - beginning	<u>7,537,666</u>	<u>6,668,165</u>	<u>5,936,601</u>	<u>5,136,290</u>
Plan net position - ending	<u><u>\$ 6,494,007</u></u>	<u><u>\$ 7,537,666</u></u>	<u><u>\$ 6,668,165</u></u>	<u><u>\$ 5,936,601</u></u>
District's net pension liability (asset)	<u><u>\$ 784,455</u></u>	<u><u>\$ (594,599)</u></u>	<u><u>\$ 44,288</u></u>	<u><u>\$ 596,941</u></u>
Plan fiduciary net position as a percentage of the total pension liability	89.22%	108.56%	99.34%	90.86%
Covered payroll	1,297,325	1,221,890	1,209,453	1,247,205
Net pension liability (asset) as a percentage of covered employee payroll	60.47%	(48.66)%	3.66%	47.86%

There were no changes in the investment rate of return since the December 31, 2021 valuation. There were no other changes to the methods and assumptions used to determine the Total Pension Liability.

GASB Statements No. 67 and No. 68 requires the presentation of 10 fiscal years of data; however, the fiscal years completed prior to the enactment of this pronouncement are not required to be presented in this schedule. The pronouncement was enacted in fiscal year 2015.

	2018	2017	2016	2015	2014
\$	124,715	\$ 131,198	\$ 137,645	\$ 139,931	\$ 155,288
	425,935	412,978	375,454	353,699	326,705
	(46,739)	91,242	203,378	(26,488)	(137,562)
	187,045	(192,156)	(14,647)	6,618	184,906
	<u>(291,845)</u>	<u>(242,676)</u>	<u>(180,663)</u>	<u>(170,264)</u>	<u>(140,613)</u>
	399,111	200,586	521,167	303,496	388,724
	<u>5,762,702</u>	<u>5,562,116</u>	<u>5,040,949</u>	<u>4,737,453</u>	<u>4,348,729</u>
\$	<u>6,161,813</u>	<u>\$ 5,762,702</u>	<u>\$ 5,562,116</u>	<u>\$ 5,040,949</u>	<u>\$ 4,737,453</u>
\$	140,792	\$ 131,943	\$ 141,954	\$ 141,257	\$ 138,619
	56,019	56,709	58,605	58,371	58,298
	(286,445)	836,515	282,184	21,827	252,190
	(291,845)	(242,676)	(180,663)	(170,264)	(140,613)
	<u>105,147</u>	<u>(85,998)</u>	<u>61,422</u>	<u>(49,354)</u>	<u>(63,815)</u>
	(276,332)	696,493	363,502	1,837	244,679
	<u>5,412,622</u>	<u>4,716,129</u>	<u>4,352,627</u>	<u>4,350,790</u>	<u>4,106,111</u>
\$	<u>5,136,290</u>	<u>\$ 5,412,622</u>	<u>\$ 4,716,129</u>	<u>\$ 4,352,627</u>	<u>\$ 4,350,790</u>
\$	<u>1,025,523</u>	<u>\$ 350,080</u>	<u>\$ 845,987</u>	<u>\$ 688,322</u>	<u>\$ 386,663</u>
	83.36%	93.93%	84.79%	86.35%	91.84%
	1,244,858	1,260,209	1,302,335	1,297,128	1,234,700
	82.38%	27.78%	64.96%	53.07%	31.32%

Glenside Public Library District
Required Supplementary Information
Schedule of District Contributions
June 30, 2023

Fiscal Year Ended	Actuarially Determined Contribution	Actual Contribution	Contribution Excess/ (Deficiency)	Covered Payroll	Actual Contribution as a Percentage of Covered Valuation Payroll
6/30/2023	\$ 118,194	\$ 118,194	\$ -	\$ 1,325,994	8.91%
6/30/2022	136,987	136,987	-	1,259,516	10.88%
6/30/2021	138,423	138,423	-	1,206,161	11.48%
6/30/2020	126,954	126,954	-	1,215,068	10.45%
6/30/2019	134,127	134,127	-	1,268,196	10.58%
6/30/2018	135,811	135,811	-	1,247,638	10.89%
6/30/2017	135,818	135,818	-	1,272,436	10.67%
6/30/2016	142,605	142,605	-	1,308,901	10.90%
6/30/2015	143,904	143,904	-	1,295,613	11.11%

Notes to the Required Supplementary Information:

Valuation date Actuarially determined contribution rates are calculated as of December 31, each year, which are 12 months prior to the beginning of the fiscal year in which contributions are reported.

Methods and Assumptions Used to Determine 2022 Contribution Rates:

Actuarial cost method	Aggregate entry-age normal.
Amortization method	Level percentage of payroll, closed.
Remaining amortization period	21-year closed period.
Asset valuation method	5-year smoothed market; 20% corridor.
Wage growth	2.75%
Price inflation	2.25%
Salary increases	2.85% to 13.75% including inflation.
Investment rate of return	7.25%
Retirement age	Experience-based table of rates that are specific to the type of eligibility condition; last updated for the 2020 valuation pursuant to an experience study of the period 2017 to 2019.
Mortality	For non-disabled retirees, the Pub-2010, Amount-Weighted, below-median income, General, Retiree, Male (adjusted 106%) and Female (adjusted 105%) tables, and future mortality improvements projected using scale MP-2020. For disabled retirees, the Pub-2010, Amount-Weighted, below-median income, General, Disabled Retiree, Male and Female (both unadjusted) tables, and future mortality improvements projected using scale MP-2020. For active members, the Pub-2010, Amount-Weighted, below-median income, General, Employee, Male and Female (both unadjusted) tables, and future mortality improvements projected using scale MP-2020.
Other	There were no benefit changes during the year.

Information above based on valuation assumptions used in the December 31, 2020 actuarial valuation.

GASB Statement No. 68 requires the presentation of ten fiscal years of data; however, the fiscal years completed prior to the enactment of this pronouncement are not required to be presented in this schedule. The pronouncement was enacted in fiscal year 2015.

**Combining and Individual Fund Statements
and Schedules**

Governmental Fund Types

Glenside Public Library District
Nonmajor Governmental Funds
Combining Balance Sheet
June 30, 2023

	Capital Projects Special Reserve Fund	Permanent Working Cash	Total Nonmajor Governmental Funds
Assets			
Cash and investments	\$ 1,401	\$ 105,704	\$ 107,105
Liabilities	\$ -	\$ -	\$ -
Fund Balance			
Nonspendable - Permanent Fund	-	105,704	105,704
Assigned - Special Reserve Fund	1,401	-	1,401
Total fund balances	1,401	105,704	107,105
Total liabilities and fund balances	\$ 1,401	\$ 105,704	\$ 107,105

Glenside Public Library District
Nonmajor Governmental Funds
Combining Statement of Revenues, Expenditures and
Changes in Fund Balances
Year Ended June 30, 2023

	<u>Capital Projects Special Reserve Fund</u>	<u>Permanent Working Cash</u>	<u>Total Nonmajor Governmental Funds</u>
Revenues			
Interest	\$ 545	\$ 3,695	\$ 4,240
Expenditures	-	-	-
Excess of Revenues Over Expenditure	<u>545</u>	<u>3,695</u>	<u>4,240</u>
Net Change in Fund Balance	545	3,695	4,240
Fund Balance			
Beginning of year	<u>856</u>	<u>102,009</u>	<u>102,865</u>
End of year	<u>\$ 1,401</u>	<u>\$ 105,704</u>	<u>\$ 107,105</u>

Glenside Public Library District
General Fund
Schedule of Expenditures – Budget and Actual
Year Ended June 30, 2023

	Original Budget	Final Budget	Actual
Culture			
Salaries	\$ 1,776,012	\$ 1,742,212	\$ 1,713,812
Benefits	486,500	486,500	448,354
Staff training, travel and recognition	38,750	19,250	11,710
Library information	44,500	44,500	41,822
Public programs and community outreach	57,500	62,500	58,615
Library materials			
Print	139,400	139,400	141,576
Audio/visual	60,250	60,250	47,610
Digital items and online services	101,420	103,920	94,112
Department and office supplies	31,500	33,000	22,606
Professional services	49,750	48,650	47,992
Technology hardware, software and support	91,000	66,000	62,580
Materials processing and automation	69,500	70,500	62,317
Custodial contract and supplies	25,000	25,000	23,217
Building and maintenance	156,200	159,700	141,334
Capital improvements	650,000	470,000	335,277
Utilities	139,000	106,500	92,097
Contingency	-	-	1,869
Insurance	41,750	42,850	36,718
Total culture	<u>3,958,032</u>	<u>3,680,732</u>	<u>3,383,618</u>
Debt Service			
Principal	305,000	305,000	305,000
Interest, issuance cost and fees	33,000	33,000	32,138
Total debt service	<u>338,000</u>	<u>338,000</u>	<u>337,138</u>
 Total expenditures	 <u>\$ 4,296,032</u>	 <u>\$ 4,018,732</u>	 <u>\$ 3,720,756</u>

Other Supplemental Information

Glenside Public Library District
Schedule of Assessed Valuations, Rates and
Collections – Last Ten Levy Years
Year Ended June 30, 2023

Tax Levy Year	2022	2021	2020	2019
Equalized Assessed Valuation	<u>\$ 905,548,844</u>	<u>\$ 848,216,111</u>	<u>\$ 821,118,029</u>	<u>\$ 799,664,849</u>
Tax Rates				
General corporate	0.3761	0.3905	0.3964	0.4061
Bond & Interest	-	-	-	-
Audit	0.0029	0.0021	0.0015	0.0014
Social Security	0.0144	0.0148	0.0170	0.0154
Illinois municipal retirement	0.0154	0.0167	0.0169	0.0181
Liability insurance	0.0006	0.0007	0.0005	0.0007
Workers' compensation insurance	0.0008	0.0008	0.0006	0.0007
Building and equipment maintenance	0.0154	0.0158	0.0165	0.0169
Unemployment insurance	0.0001	0.0004	0.0002	0.0004
Aggregate refunds	0.0005	0.0008	-	-
Total	<u>0.4262</u>	<u>0.4426</u>	<u>0.4496</u>	<u>0.4597</u>
Tax Collections				
2005	\$ -	\$ -	\$ -	\$ -
2006	-	-	-	-
2007	-	-	-	-
2008	-	-	-	-
2009	-	-	-	-
2010	-	-	-	-
2011	-	-	-	-
2012	-	-	-	-
2013	-	-	-	-
2014	-	-	-	-
2015	-	-	-	-
2016	-	-	-	-
2017	-	-	-	-
2018	-	-	-	-
2019	-	-	-	1,800,078
2020	-	-	1,841,873	1,798,408
2021	-	1,971,954	1,843,149	-
2022	2,022,757	1,777,578	-	-
Total collections*	<u>\$ 2,022,757</u>	<u>\$ 3,749,532</u>	<u>\$ 3,685,022</u>	<u>\$ 3,598,486</u>
Percent Collected	<u>53.88%</u>	<u>99.88%</u>	<u>102.13%</u>	<u>95.58%</u>

* Includes immaterial amounts of collections from previous years' levies

2018	2017	2016	2015	2014	2013	2012
<u>\$ 718,109,532</u>	<u>\$ 666,572,389</u>	<u>\$ 624,417,561</u>	<u>\$ 583,590,501</u>	<u>\$ 597,427,177</u>	<u>\$ 618,464,489</u>	<u>\$ 674,912,922</u>
0.4124	0.4124	0.4716	0.5167	0.5033	0.4736	0.4229
0.0519	0.0519	0.0559	0.0636	0.0629	0.0604	-
0.0016	0.0016	0.0017	0.0200	0.0236	0.0241	0.0221
0.0173	0.0173	0.0150	0.0013	0.0012	0.0010	0.0009
0.0195	0.0195	0.0195	0.0014	0.0012	0.0012	0.0010
0.0008	0.0008	0.0003	0.0012	0.0012	0.0014	0.0013
0.0007	0.0007	0.0007	0.0011	0.0010	0.0005	0.0002
0.0190	0.0190	0.0200	0.0251	0.0254	0.0248	0.0224
0.0011	0.0011	0.0010	0.0200	0.0200	0.0200	0.0200
-	-	-	-	-	-	-
<u>0.5243</u>	<u>0.5243</u>	<u>0.5857</u>	<u>0.6504</u>	<u>0.6398</u>	<u>0.6070</u>	<u>0.4908</u>
\$ -	\$ -	\$ -	\$ -	\$ -	\$ -	\$ -
-	-	-	-	-	-	-
-	-	-	-	-	-	-
-	-	-	-	-	-	-
-	-	-	-	-	-	-
-	-	-	-	-	-	-
-	-	-	-	-	-	1,500,812
-	-	-	-	-	1,813,909	1,663,716
-	-	-	-	1,825,753	1,857,315	-
-	-	-	1,913,675	1,908,355	-	-
-	-	1,944,611	1,869,373	-	-	-
-	2,019,082	1,870,567	-	-	-	-
1,900,089	1,880,895	-	-	-	-	-
1,851,901	-	-	-	-	-	-
-	-	-	-	-	-	-
-	-	-	-	-	-	-
-	-	-	-	-	-	-
<u>\$ 3,751,990</u>	<u>\$ 3,899,977</u>	<u>\$ 3,815,178</u>	<u>\$ 3,783,048</u>	<u>\$ 3,734,108</u>	<u>\$ 3,671,224</u>	<u>\$ 3,164,528</u>
<u>96.10%</u>	<u>100.20%</u>	<u>98.82%</u>	<u>97.99%</u>	<u>97.69%</u>	<u>110.83%</u>	<u>100.26%</u>

Glenside Public Library District
Schedule of Insurance in Force
June 30, 2023

Policy Type	Limit	Effective Date	Insurance Company	Policy Number
Package	Blanket Property - \$17481757 General Liability - \$1,000,000/\$2,000,000 Fire Damage - \$1,000,000 Medical Expense - \$10,000	7/1/22 - 6/30/23	Hanover/Citizens	OBCA612696
Workers' Compensation	\$500,000/\$500,000/\$500,000 Employee Benefits - General Aggregate	7/1/22 - 7/1/23	Hanover	W2CA612689
Directors and Officers	\$4,000,000 D&O and \$2,000,000 EPL	7/1/22 - 7/1/23	Travelers	107269760
Crime	\$2,000,000	7/1/22-7/1/25	Hanover	BDC1851994